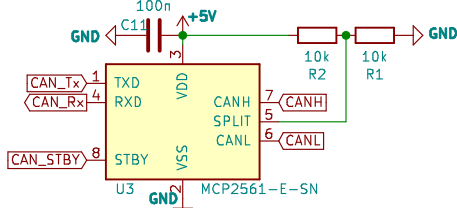
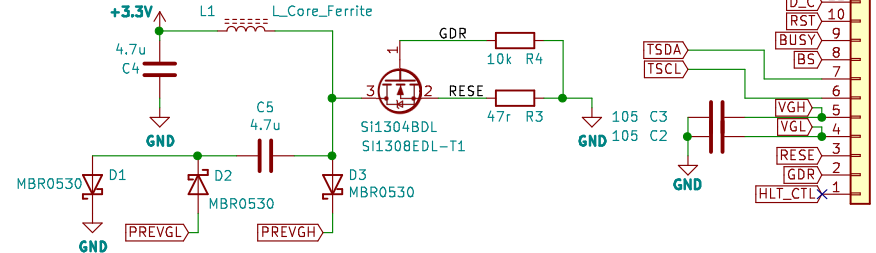


POWER


CAN Transceiver



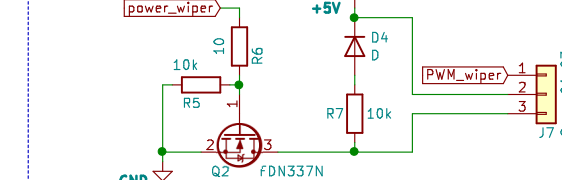
RAW SCREEN CIRCUITRY



MCU



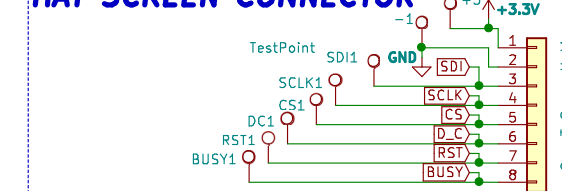
WIPER



COMMON VOLTAGE SOURCE



HAT SCREEN CONNECTOR



Mise en page + modification emplacement connecteur
 Controle de TIM 07 – avec option pour TIM 08
 De l'interface utilisateur avec un ensemble de boutons vers un CAN bus et l'essuie glace.
TIM UPS-NSA
 Sheet: /
 File: Carte_Volant_v21.sch
Title: TIM_DashBoard
 Size: A4 Date: 2021-06-12
 KiCad E.D.A. kicad 5.1.10 **Rev: V2.2**
 Id: 1/1